

LOWE

lowboats.com

F I S H B O A T S



Value Is Our Heritage



My name is Ben Cast and I am honored and humbled to be taking the helm at Lowe. The leadership and acumen of my predecessors has ensured that the Lowe legacy of proven quality, versatility, value and expertise is as strong as ever, and I am grateful to them. This collection of core Lowe strengths means a lot to me, and I expect that each of them means a lot to you, as well.

Of these, “value” is a term I continually come back to when mulling over what makes a Lowe fishing boat the most dynamic, capable aluminum vessel on the water. I’ve found it’s a great umbrella term that encompasses both our heritage of dedicated craftsmanship, and the personal experiences you’re able to share with family and friends when you invest in a Lowe.

For many of you, versatility is a major reason you make that investment—the ability to use your Lowe for different pursuits. That’s why I’m excited to point out our Roughneck series, a robust lineup of boats for hunters and anglers alike. Texas native Dana Harris recently purchased a Roughneck 2070 CC to log serious hours angling on both freshwater near his home in Marshall and in saltwater off the Gulf of Mexico (page 8).

Of course, there is great intrinsic value in just spending time with your family, leisurely throwing a few lines and soaking in the lively summer air together. Read ahead, and imagine yourself and loved ones casting off from our all-new 22 Bay (page 4), or get some pointers for family fishing from the King family, who have perfected their year-round activities onboard their Stinger 195 in Alabama (page 12).

In the catalog section of this magalog (starting on page 17), you can see the numerous updates we have added throughout the Lowe fleet. Our Mod-V and Deep-V lineups have received quite a few new features and options that the fish will practically jump from the water to see.

With each new innovation we incorporate into our boats, and with each new experience you share onboard a Lowe, we continue to expand the meaning of value together.

See you on the water,

Ben Cast
President, Lowe Boats



President, Lowe Boats
Ben Cast

Marketing Manager
Beverly Ramsey



President/Publisher
Douglas Leik

Account Executive
Annie Brown

Editorial Director
Randy Hess

Managing Editor
Roger Kamholz

Deputy Editor
Amy Wideman

Associate Editor
Matthew Grosinger

Editorial Associate
Kit Fox

Content Marketing Associate
Kaz Suzuki

Contributors
Jennifer Chesak, Jamie Elvidge

Creative Director
Russell Duncan

Digital Creative Director
Kraig Devenport

Production Director
Robyn Bendle

Art Director
Nathan Vrabel

Graphic Designers
Brittany Huisenga, Arlene Waclawek

Photographers
Mike Calabro, Wade Osborne,
Lance Ramsey



Lowe Fish Boats magazine is published once a year for Lowe Boats, by Dino Publishing LLC. Any correspondence should be directed to: Dino Publishing, 350 W. Hubbard St, Suite 400 Chicago, IL 60654 Tel: 312-822-9266 Fax: 312-822-9268 email: dleik@dinopublishing.com

The opinions expressed in this magazine are not to be considered official expressions of Dino Publishing or Lowe Boats. The publisher reserves the right to accept or reject all editorial or advertising matter. The publisher assumes no responsibility for unsolicited manuscripts, photographs, or artwork. Reproduction in whole or in part of any text, photograph, or illustration without prior written permission from the publisher is strictly prohibited. Printed in U.S.A.

Copyright © 2013 Lowe Boats.



page 12

CONTENTS

volume 3 :: issue 1

Departments

2 The Lowe Down

Build your dream boat, stay protected on the water, new Lowe swag and more.

4 Techniques

Tackle bigger water and bigger trophies with the all-new 22 Bay, a center-console boat for the hard-core angler.

6 Quality

New refinements to the 2014 lineup reflect how Lowe is raising the bar.

Features

8 A Full-Time Passion

On the verge of retirement, Marshall, Texas native Dana Harris finally has time to turn his angling devotion into more than just a hobby.

12 Sweet Home Alabama

Largemouth bass give big thrills to a Guntersville family on their Lowe Stinger 195.



At left: The versatile, exhilarating new 22 Bay is redefining what's possible.



ON THE COVER: Always ready for action, the Lowe Stinger 17 HP delivers aggressive fishability, performance and style. Photo by: **Lance Ramsey**



Customize your Lowe by choosing from slick graphics, Mercury power options and premium accessories.

BUILT TO FIT PERFECTLY


Flip to the catalog section to learn more about the complete Lowe lineup.

The Lowe construction process doesn't start on the factory floor—it starts with you. Lowe designs boats based on the needs and preferences of serious anglers, hunters and outdoorsmen, because we value the care and expertise that goes into your boating life. That's why we're pleased to offer the new online Build Your Boat tool. This interactive application navigates you step-by-step through the features and accessories available for each Lowe model. From engine options to paint colors to storage accessories, "create" your next Lowe from your own computer. To get started, visit www.loweboats.com.



Power Play

Behind the fishing amenities and powered accessories attached to a Lowe boat, marine batteries can be the difference between fully charged action or a dud of a day. That's because not all marine batteries are constructed equally. DieHard™ Batteries use specially designed internal components, providing longer discharge cycles, giving you more power to run trolling motors or accessories in your boat. Within its family of sustainable batteries, DieHard provides specific options to meet your unique needs. From starting batteries, designed to give a short burst of highly contained power for an initial boost and shorter charge time, to a deep-cycle battery, designed to emit equal amounts of consistent power with a longer charge time, DieHard offers the right battery for you and your Lowe. To learn more, visit www.DieHard.com.



Show your style with Lowe hats, tees, sweatshirts and more.

VERSATILE BOAT, VERSATILE COVERAGE

When you own a Lowe that does it all, from fishing to watersports and beyond, your insurance should be just as versatile. While shopping for the right coverage customizable to your needs, be sure to ask your insurance company about these three plans so you won't be caught off guard on the water.

- **Fishing Equipment coverage** helps pay for gear that's stolen or lost or falls overboard.
- **Watersports coverage** is automatically included in Bodily Injury and Property Damage Liability coverage, and helps pay for injuries or damages caused while doing activities like water-skiing, kneeboarding, wakeboarding or tubing.
- **Personal Effects coverage** protects cameras, cell phones and other items that you carry onboard.



Progressive can help you understand what you need, so you can hit the waves with confidence.

Progressive Casualty Ins. Co. & affiliates. Coverage is subject to policy terms and conditions.

Talk to an agent, call (800) PROGRESSIVE, or go to www.progressive.com.

GEAR UP

On the water, proud Lowe owners show off their boats through the trophies they catch and the wakes they cut through. Off the boat, wear that pride on your sleeve—literally—with Lowe Boats' fashionable collection of T-shirts, caps, sweaters and accessories. Visit www.loweboats.com and click the Gear tab to shop for great Lowe apparel.

story by Kit Fox | photos by Lance Ramsey

Our mothers decreed that the world doesn't revolve around us. But with the right lure tempting keepers in the middle of a tranquil cove, an angler might beg to differ, particularly when perched at the helm of the all-new Lowe 22 Bay. The wide-beamed bay boat is a consummate host, catering to your every need.

Thanks to the pro-style glass center console, fishermen are physically the center of attention when maneuvering the 22 Bay. A middle vantage point from a standing position is ideal for precise control, whether that's in rough chop through an open channel, or in a shallow backwater inundated with debris.



Center of Attention

THE NEW 22 BAY INDULGES EVERY ANGLER'S NEEDS AND LETS YOU SETTLE INTO THE MIDDLE OF EVERYTHING

This sense of control doesn't simply come from moving the console of a traditional aluminum bass boat to the middle. When the design team at Lowe crafted the first mockups of their newest model for lakes, bays and beyond, they understood that the true centerpiece of the 22 Bay shouldn't be the helm, but rather the layout of the entire cockpit. Which is not to say the stainless tube construction of the amply padded leaning post, the six vertical rod holders, or the full instrumentation of the helm aren't a sight to behold—indeed they are. It simply means that a truly multi-capable center-console boat needs a thoughtful design, bow to stern, inside as well as outside. Lowe focused its attention on the feel of the ride as much as the look of the boat during the construction of the 22 Bay.

And Troy Kirk believes their work paid off. The vice president of Captain Kirk's Marine in Spring, Texas, took the 22 Bay for a spin as soon as it rolled onto the lot. "I was really impressed. I didn't expect such a good ride from an aluminum boat," Troy says. "It didn't feel like I was riding in a typical aluminum center console. It wasn't noisy, there was no flexing. Everything was just solid when we hit choppy water."

That stability stems from a wide 86.25-inch bottom. Turbulent water

won't knock around the 22 Bay because more of the hull comes in contact with the chop, as Troy found out on his first excursion through the waves and wind. But beyond simply knocking down the rough stuff, this aluminum boat offers a dry ride thanks to a tall 25-inch transom, and the uniquely self-bailing cockpit. No soggy socks here.

Fishing is a game of attraction, where its participants fashion their own meticulous universe—replete with the necessary bobbers, lures, live bait and gear to create the strongest gravitational pull on a body of water. And the 22 Bay has room for it all, including a 30-gallon livewell and a four-tray tackle storage compartment in the helm.

With the 22 Bay, Lowe has crafted a new center-console boat, but they've also fashioned the ultimate angler's enclave to preside over the mini-world created when a line descends into the depths. Because in a pursuit where the fish must find our line as much as we must find them, the world should indeed—at least for that moment—revolve around us. ▣

Nimble in the backwaters, confident exploring bays and well suited to fly fishing the flats and beyond, the new 22 Bay puts serious anglers' diverse needs front and center.



In the pursuit of excellence, you've got to be willing and ready to adapt. To refine your approach. You consider past results, gather feedback, weigh the options and use the evidence to shape your next move. This strategy undergirds the activities we're most passionate about—is there an angler who doesn't come off the water asking himself, What worked? What might work better? How will I approach this next time? And how soon can I get back out there?

Oftentimes it's the subtle refinements in approach that make the most sense. A new lure. A lighter line. A slightly slower troll. After all, when you know what you're doing, there's no reason to reinvent the wheel. Maybe just...recast it in chrome?



Building on Success

NEW REFINEMENTS TO THE 2014 LINEUP REFLECT HOW LOWE IS RAISING THE BAR

Measured refinements were a big consideration this year at Lowe. And in the model year 2014 lineup of rugged, quality boats that are synonymous with the Lowe name, you'll see the rewards of that continual quest for improvement.

Of course, the biggest headline-grabber is the 22 Bay, a bold new entrant in the field that's changing the way aluminum bay boats are perceived (see page 4). But within the existing models, Lowe has made some thoughtful changes and added a few exciting options, all in the dedicated pursuit of a better outdoor experience and ever more fishing success.

"Before making any changes, we took into consideration all the feedback we've gotten from our dealers and our customers," says Lowe Product Manager Jordan Rockstad. "Those voices 'from the field' are really valuable."

A prime example is the new recessed trolling motor pedal, now standard on the Stinger 17 HP and 18 HP, and optional on the Stinger 175 and 195. This upgrade brings greater ease of use to creeping the shallows, while keeping both hands free for the important work.

At the helm of each Stinger, you'll notice updated console designs with space for a ram mount and an enlarged dash plate. An array of

new optional equipment is also available, including expanded fishfinder options and a recirculating aft livewell with timer. And new rod holder storage options better protect your poles.

On the Deep-V front, a new Poly Camo option brings the benefits of camouflage to the Fishing Machine, with a choice of camo design for the hull and decks, two camo seats, and all the features of the traditional FM 165 SC. "We wanted to give anglers and sportsmen a more versatile option," Jordan says. "Because of its well-built Deep-V design, the Fishing Machine handles a variety of conditions. And with the camo, you get that added backwoods capability."

At a glance, another change is readily apparent: Lowe rolled out several new color options and a selection of updated hull graphics across the Mod-V and Deep-V lines. A new silver hue, an eye-catching blue and a bright white join the popular red and black. Because after all, in the pursuit of excellence, you shouldn't have to sacrifice style for functionality. ■



At left: The full enclosure option adds even more protection when facing the elements.







Story by **Matt Grosinger** Photos courtesy of **Dana Harris**

**ON THE VERGE OF RETIREMENT, DANA HARRIS
FINALLY HAS TIME TO TURN HIS ANGLING
DEVOTION INTO MORE THAN JUST A HOBBY**

D

Dana Harris likes to say he is “easing into retirement,” but ever since the 65-year-old bought his new Roughneck 2070 CC, this statement has started to sound increasingly suspicious. He’s as busy as ever on his new boat, so perhaps it’s more accurate to say that the former certified public accountant—so you know he has an eye for a good investment—has, instead, committed to a new career: angler.

A denizen of Marshall, Texas, in the Piney Woods region, which borders both Louisiana and Arkansas, Dana lives an ideal distance from the inland lakes that pepper the area and the rich fishing waters off the nearby Gulf of Mexico. Thus, his biggest problem as of late has been deciding which kind of fishing he would rather do: freshwater or saltwater. Luckily, Dana’s new Roughneck is completely equipped for both.

“I wanted a boat that was safe enough to go fishing in a lot of different environments, and I have total confidence that my new Lowe will take me where I need to go,” Dana says. “The thing about an aluminum boat is that if I go to freshwater, where there are stumps, I am not going to have any issues with the hull. And for the times I go down to the Gulf, I’ve got a saltwater-grade trolling motor to see me through. I grew up hunting and fishing on durable aluminum boats, so my Roughneck is a perfect fit.”

For his most recent trip to the coast, Dana drove his best friend and his friend’s two grandsons south to Sabine Lake, which flows into the gulf waters at its southernmost point. The bunch spent a few afternoons hunting for flounder, redfish and trout. All the while Dana taught the younger passengers how to reel in a big one: “Take the rod and wear that redfish out!”

You could also make the case that fishing instructor has become



Dana Harris, shown at left with a prize catch and above with Wood Marine’s Jody and Jodi Wood.

an integral aspect of Dana’s new career status. Dana has recently become a grandfather and is looking forward to teaching his new grandson how to cast and reel, but until the toddler gets a little older, Dana is refining his curriculum by teaching other new fishermen. Recently, he logged serious hours when he took his preacher’s sons out for a day of freshwater fishing near Marshall and imparted his sage techniques. Since the boat is a roomy 20 feet from bow to stern, Dana put a boy on either end of the boat so their lines wouldn’t tangle.

“My job was to run back and forth taking fish off and putting minnows on. I was the busiest one on the boat, and I didn’t even fish!” Dana says. “But that was perfectly fine, because those two



boys had a good time, and they want to go back as soon as possible. That's when you say, 'Well, my work here is done.'"

Jody Wood, owner of Wood Marine in Ruston, Louisiana, helped Dana choose and deck out his brand-new Lowe. "People go for Roughnecks because of the quality construction and welding that Lowe incorporates in their boats," Jody says. "It can withstand the rigors of anything from offshore use to duck hunting to fishing. People go after those models because of the durability and the stability Lowe offers."

If you take a close look at the specs, Jody and Dana's confidence in the Roughneck lineup starts to come into tight focus. With Roughneck's all-welded SuperLock design, featuring closely spaced ribbing and a solid extruded keel, this center-console rig is a fishing juggernaut with ample room for any size excursion. Dana consistently mentions that it's "a big boat without all of the drawbacks of a big boat." He is talking about the heavy-duty, yet lightweight feel of the .100 gauge 5052 H-34 aluminum hull that makes his Lowe a breeze to plane and a cinch to trailer.

However, he was most pleasantly surprised by how low maintenance the cleanup process was after an intensive day of casting and reeling from his Roughneck. "Since the boat is entirely aluminum, it is very easy to clean. If I drop bait or get into it with a fish onboard, I can clean it up now, or I can clean it up later. No carpet, no wood, no mess, no bother."

For his next outing, Dana is thinking about riding solo to Lake O' the Pines in search of catfish. Dana enjoys the sport of finding hidden structure and battling fish, sure, but when asked how it compares to eating your own catch, he pauses contemplatively. "I don't know which is more fun, the catching or the eating, but I know I like both!"

This either-or sentiment perfectly captures why Dana loves his boat. Whether he feels more like an angler or an instructor on any given day, in the mood for saltwater or freshwater, Dana's Roughneck gives the soon-to-be retiree too many options to simply ease into any one activity. ■



“PEOPLE GO FOR ROUGHNECKS BECAUSE OF THE QUALITY CONSTRUCTION AND WELDING THAT LOWE INCORPORATES.”



SWEET
— HOME —
ALABAMA

story by **Jennifer Chesak** photos by **Mike Calabro**

Largemouth bass give big thrills to a Guntersville
family on their Lowe Stinger 195



LOWE

B

Breaking news: There is a cure for the summertime blues.



Hot and steamy weather calls for endorphin-raising largemouth bass fishing. Jimmy King, having grown up on Lake Guntersville in Alabama, has known this for a while now, but he recently bought his family a brand-new Lowe Stinger 195 to take serious advantage of the action.

“You want to know what I like about the lake? The fish,” Jimmy says. “Lake Guntersville is one of the top largemouth fisheries in America.” He might be a little biased because he lives near the 39,100-acre lake, but *Bassmaster* magazine ranks it in the top five of its top 100 “Best Bass Lakes,” so Jimmy must be onto something. The lake often hosts huge Bassmaster tournaments and the Walmart FLW Tour. On Lake Guntersville, leaderboard toppers bring in a five-bass limit that sometimes exceeds 25 pounds.

What do the bass like about the lake? Weeds and structure. Moss, milfoil and hydrilla make a nice oxygenated canopy where largemouth like to lurk. This is the case in both the skinnier waters and in deeper recesses. Manmade structures like docks, piers and rock walls along the causeways provide sweet spots, too, as do natural features like underwater ledges and stumps. Structure creates a current, and bass often like this movement because it sends prey right into their path. Knowing this, a smart angler can take advantage of strategic boat positioning to nab a big catch.

Kenneth Chambers, owner of Freedom Marine Center, made

the process of buying the Lowe a breeze for the Kings. “When I first met Ken,” Jimmy says, “I knew I could buy anything from him and that he’d stand behind it. And he has.”

The Stinger 195 spoke for itself, of course, with its whisper-quiet 115-hp Mercury FourStroke. “I really feel like the Mercury is a perfect match for that boat,” Jimmy says. “There’s no excessive pull to the right or to the left. And it gets great gas mileage. That’s huge for us.”

The King family, which includes Jimmy’s wife, Jennifer, and their two children, Katelyn (11) and Ryan (7), has had the boat for about two months, and they couldn’t be happier with its layout and performance. “We’ve been thoroughly pleased with it. It pulls well with the truck, it’s stable on the water and there’s plenty of room for tackle. The boat has been great, and the quality and workmanship have been really reassuring.”

A friend turned Jimmy onto the Lowe brand after letting him test drive a Stinger 175. Aluminum appealed to Jimmy more than a fiberglass boat, because with aluminum, he doesn’t have to

The Kings find plenty to love about their Lake Guntersville stomping grounds, starting with the rich bounty of fish. Quality family time aboard their Stinger sweetens the deal.





Jennifer and Jimmy get a kick out of sharing their passion for fishing with their kids, Katelyn and Ryan.



“

“I really feel like the Mercury engine is a perfect match for that boat. There’s no excessive pull to the right or to the left. And it gets great gas mileage.

That’s huge for us.”

worry about dinging it up on a rocky shoreline or a wayward log. “I like aluminum for the durability, overall cost and fuel efficiency, because of its lighter weight. Those are all important factors.”

Before owning his Lowe, Jimmy often fished on his friend’s larger fiberglass boat. When he first began looking at the Stinger, he invited his friend to join him for a test fish. Jimmy told his friend that the Lowe would offer them a secondary option for when the duo wanted to fish rockier lakes. “He came and fished with me,” Jimmy recalls, “and he said, ‘Hey, this is not a secondary option, it’s the main option.’”

For the King family, boating has become the go-to form of recreation. Over the summer, Jimmy and Jennifer talked about possibly buying a tube for the kids. “We feel like we have enough power with the Mercury to pull them, but it turns out every time we’ve gone to the lake, we’ve just wanted to fish,” Jimmy says with a laugh. “Ryan is really into it. Katelyn is into girly stuff, but she still enjoys it.”

Buying a tube is now on the agenda for next summer once school is out again. Until then, there are a lot of seasons to get through, like duck hunting season, deer hunting season and turkey hunting season. “We’ve always got something going on,” Jimmy says, “and the fishing stays solid all year. But it really depends on the time of year for the other water activities you can do.”

During summer, Jimmy focuses his efforts on the natural struc-



tures like deep water ledges and submerged stumps. The fish tend to move toward the shallows when cooler temperatures hit, but this year, the season hasn’t been as hot as a typical Alabama summer, so the bass are already spending time in the weed beds.

In addition to its famed largemouth, Lake Guntersville also serves up crappie, catfish and bluegill. The lake stretches from Guntersville Dam to the Nickajack Dam just west of Chattanooga, Tennessee. The 75-mile-long reservoir features a mix of wooded shoreline and pasturelands, and serves as a perfect getaway for the King family. “I’ve been around this lake my entire life,” Jimmy says. “It’s just such a great place to fish and hunt.” ■

Lowe Fish Boats

| 2014 Catalog |



Lowe Heritage

The high-pitch scream of a line as a bass takes the bait. The predawn mist lingering above the water's surface. The thump of the rifle against your shoulder as you fire into the still air. The fresh smell of the forest that permeates the entire lake. The taste of crisp pan-fried fish cooked at water's edge.

These are the rewards of the outdoor life, the subtle sensations that have connected hunters and fishermen with the wilderness forever. You have a passion for this. And that passion is the driving force behind everything we do at Lowe. We build fishing boats that dissolve the barriers between you and nature. We've been doing it for decades, so you could say your passion is our heritage. On a Lowe Fish Boat—whether it's one of our performance-optimized Mod-Vs, rough-water Deep-Vs, rugged-and-ready Roughnecks, or eminently functional Anglers and Riveted Jons—you can depart from the workaday world and enter the realm of the wild.

At Lowe, we respect the sacred, millennia-old bond that man shares with nature. Whatever your pursuit—be it bass, walleye, duck or deer—you can count on a Lowe Fish Boat to be up to the task. It's your passion. It's our heritage.



LIFETIME LIMITED WARRANTY

With utmost confidence in our construction standards—bolstered by the hard-earned admiration of our industry peers—we back every Lowe Mod-V, Deep-V, Roughneck, Angler and Riveted Jon model that leaves our production facility with a Lifetime Limited Warranty.

OUR CUSTOMERS HAVE SPOKEN

Year after year, Lowe Boats has been honored with the National Marine Manufacturers Association Customer Satisfaction Index (CSI) Award—the most respected measure of customer satisfaction in the industry. No aluminum boat manufacturer has received as many CSI Awards as Lowe.



www.loweboats.com

To learn more about our cutting-edge boatbuilding processes, visit www.loweboats.com/why-lowe. Check out the entire award-winning lineup of Lowe pontoons, Deck Boats, Mod-V fishing boats, Deep-V fishing boats, Roughneck jons, Angler utility boats and Riveted Jons at the Lowe Boats website.



In the Heart of America

This is where every Lowe Fish Boat begins its journey—in our cutting-edge production facility in Lebanon, Missouri. Here, expert local craftsmen apply time-honored boatbuilding principles to state-of-the-art modern techniques and processes.

Our Mod-V, Deep-V and Roughneck models are constructed using exacting CAD engineering systems and a sophisticated SuperLock™ method that precisely binds hulls, bulkheads, stringers, ribs, decks, transoms and gunnels together in a truly integrated, interlocked system that will hold up against years and years of heavy use. Our Mod-V boats feature an exclusive ProTrac™ hull running surface with a shallower V, and extruded running strakes that together ensure stable fishing, quick holeshots and blistering top-end speeds. And our rugged, all-welded Roughnecks boast proprietary VorTrac™ V-hulls that create a smooth, dry ride with remarkable stability.

These qualities give Lowe owners an overwhelming advantage. Lowe Boats is the first full-line aluminum boat company to receive ISO Certification from the International Organization for Standardization for its approach to process improvement, product quality and customer satisfaction. It should come as no surprise, then, that a Lowe retains incredible resale value. You simply won't find a better-made boat on the water.





MERCURY
Pro XS

BRIMMER 18 HP

LOWE

Mod-V Series

| LOWE FISH BOATS 2014 |

STINGER HP P.4 | **STINGER** P.6 | **STRYKER** P.10 | **SKORPION** P.12

Where there's on-water passion, there's a Lowe Mod-V, with a versatile bass and multi-species selection to meet any angler's needs. Between the high-performance Stinger HPs, multi-species catch-it-all Stingers, bass-wrangling Skorpions and big-value, big-results Strykers, no species or fishing hot spot is out of reach. Leave the shore and head to the action with a Lowe Mod-V.





Stinger 18 HP

Boats shown may include optional features.

Stinger HP

| MOD-V |

Score the competitive edge with a Low Stinger HP. The sleek and aggressive pad hull boasts a scorching top speed and unbelievable precision. Tournament-ready amenities include a trolling motor with recessed foot pedal, optional dual fish finders, a full gauge array, a custom-fit bunk trailer and the full range of Mercury's engine power. It's time to hunt bass at the next level.

Recessed trolling motor foot pedal (standard)



Comfortable, hardy three-person cockpit seating



Stinger 18 HP | Stinger 17 HP

Stinger HP

| MOD-V |



- 1 Stinger 18 HP
- 2 Stinger 17 HP

Note: Overhead model layouts show boats with open under-seat storage compartments.



Stinger 17 HP

Specifications

Stinger HP	17 HP	18 HP
Length	17' 2"	18' 2"
Beam	85"	85"
Bottom Width	60"	60"
Approx. Basic Hull Weight	990 lb	1,060 lb
Max. Weight Capacity	1,200 lb	1,340 lb
Max. Person Capacity (Weight)	4 (600 lb)	4 (600 lb)
Max. hp Capacity	90 hp	115 hp
Fuel Capacity	17 gal	17 gal

Standard Features

High-performance pad hull / Step cooler / 2 centric pedestal fishing seats / Built-in fuel tank / Trolling motor / Fishfinder / 2 aerated livewells / Lockable rod storage

30-gallon aft aerated livewell



Convenient toggle switches



Deluxe chrome steering wheel and new console





ST 195

Boats shown may include optional features.

Stinger 195

| MOD-V |

Whatever your game of preference, the multi-species Stinger ST 195 comes prepared with a full slate of fishing features, including a massive 85-inch deck, an ample 11.75 cubic feet of storage and two aerated livewells. Not to mention the loaded console, equipped with Deluxe Teleflex instrumentation. Now get on the water. The fish are waiting.

Roomy and convenient under-seat storage



Standard camo bench seat (195 poly camo)



ST 195 poly camo | ST 195 | ST 195 DC

ST 195
| MOD-V |



- 1 ST 195 poly camo
- 2 ST 195
- 3 ST 195 DC

Note: Overhead model layout shows boat with open under-seat storage compartments.



ST 195 poly camo
Boat shown in Mossy Oak Break-Up


Specifications

Stinger	ST 195
Length	18' 8"
Beam	85"
Bottom Width	60"
Approx. Basic Hull Weight	1,060 lb
Max. Weight Capacity	1,400 lb
Max. Person Capacity (Weight)	5 (660 lb)
Max. hp Capacity	115 hp
Fuel Capacity	19 gal

Standard Features

Plug & play instrumentation / Passenger, driver & center seats / 2 pedestal fishing seats / 4 pedestal bases / Under-seat storage / 2 Aerated livewells / 2 rod lockers / Center storage box

Swivel-Eze transom saver



One of 2 44-inch, 23-gallon aerated livewells



Deluxe Teleflex® instrumentation





ST 175

Boats shown may include optional features.

Stinger 175

| MOD-V |

A mid-sized boat with over-sized ambition, the Stinger ST 175 stalks multiple species through lakes and streams with precision. Large bow and aft storage protect the day's gear while two aerated livewells protect the day's bounty. Choose from a range of color options including poly camo and an elite array of angling options.

Standard poly camo bench seat (175 poly camo)



Convenient toggle switches



ST 175 poly camo | ST 175

ST 175
| MOD-V |



- 1 ST 175 poly camo
- 2 ST 175

Note: Overhead model layouts show boats with open under-seat storage compartments.



ST 175 poly camo
Boat shown in Mossy Oak Shadowgrass

Specifications

Stinger	ST 175
Length	17' 5"
Beam	85"
Bottom Width	60"
Approx. Basic Hull Weight	995 lb
Max. Weight Capacity	1,178 lb
Max. Person Capacity (Weight)	4 (650 lb)
Max. hp Capacity	75 hp
Fuel Capacity	19 gal

Standard Features

Plug & play instrumentation / Lowrance X4 fish finder / 2 pedal fishing seats (175) / Under-seat storage / Trolling motor / 2 aerated livewells / 2 stern storage boxes

MotorGuide trolling motor with foot pedal



Passenger grab handle



Raised front deck





Stryker 55

Boats shown may include optional features.

Stryker

| MOD-V |

Bow-to-stern value includes more than just an unbelievable price tag. For the Stryker, value includes an integrated trolling motor, fish finder and ample rod storage. Choose the spacious Stick Steer configuration for extra precision in the shallows, or command the water from the rugged console and windshield of the Stryker 16 or 17. Either way, you'll find value in the full livewell at the end of the day.

MotorGuide® trolling motor



Comfortable pedestal seats (standard)





- 1 Stryker 17
- 2 Stryker 16
- 3 Stryker SS (shown in optional Deadgrass)

Note: Overhead model layout shows boat with open under-seat storage compartments.


Specifications

Stryker	17	16	SS
Length	17'	16'	16'
Beam	75"	75"	75"
Bottom Width	55"	55"	55"
Approx. Basic Hull Weight	650 lb	610 lb	535 lb
Max. Weight Capacity	1,101 lb	936 lb	936 lb
Max. Person Capacity (Weight)	4 (600 lb)	3 (435 lb)	3 (435 lb)
Max. hp Capacity	60 hp	50 hp	50 hp
Fuel Capacity	11 gal	Portable	Portable

Standard Features

Built-in fuel tank (17) / Acrylic console (16 and 17) / Plug & play instrumentation / Switch panel / 2 pedestal fishing seats / Trolling motor / Fishfinder / 2 aerated livewells (16 and 17)


Convenient center-mounted aerated livewell (SS)



Large concealed under-seat storage (SS only)



Locking rod storage (port & starboard) (SS only)





Skorpion

Boats shown may include optional features.

Skorpion

| MOD-V |

The biggest bass fishing th eat on the water is also the biggest value. With premium features including a trolling motor, 23-gallon livewell, cavernous storage, a bunk trailer with swing tongue and your choice of Mercury power, the bass just got a little more nervous. And understandably so, with the Lowe Skorpion stalking the water.

Standard MotorGuide® trolling motor



23-gallon bow aerated livewell



Skorpion

Skorpion

| MOD-V |



Note: Overhead model layout shows boat with open under-seat storage compartments.



Skorpion

Specifications


Skorpion

Length	16'
Beam	75"
Bottom Width	55"
Approx. Basic Hull Weight	610 lb
Max. Weight Capacity	936 lb
Max. Person Capacity (Weight)	3 (435 lb)
Max. hp Capacity	50 hp
Fuel Capacity	Portable

Standard Features

Rotomolded console / Switch panel / 12V receptacle / Navigation & bow courtesy lights / Passenger & driver seats / 2 pedestal fishing seats / Trolling motor / Livewell & baitwell

Port rod holders with organizer for 4 rods



Lowrance X4 Pro compact fish finder



Large in-deck storage compartments





MERCURY

FISH & SKI 175

LOWE

Deep-V Series

| LOWE FISH BOATS 2014 |

FM PRO WT P.16 | **FM PRO SC** P.18 | **FM** P.20 | **FS** P.22 | **BAY** P.24

Lowe unlocks big-water potential with the Deep-V series. The high transoms, rugged construction and durable hulls tackle nasty weather and rough chop with confidence and dry maneuvering. That, combined with incredible fishing and watersports amenities—like rod storage, livewells and sports towers—delivers big fish and big a t i o n to satisfy your big passion.



Boat shown in Bright White with optional half-wrap—new for 2014.



FM 185 Pro WT

Boats shown may include optional features.

FM PRO WT

| DEEP-V |

Hardcore anglers demand hardcore features to accomplish the best results. The FM Pro WT delivers in tournament-ready fashion, offering professional instrumentation, spacious storage, a wide hull and high freeboard. Enjoy unparalleled maneuverability, professional-grade fishability and your choice of Mercury outboard power.

Optional chrome-accented wheel and Lowrance fish finder



Lockable center rod storage with 7 tubes



FM PRO WT

| DEEP-V |

185 WT | 175 WT | 165 WT



1



2



3

- 1 FM Pro 185 WT
- 2 FM Pro 175 WT
- 3 FM Pro 165 WT

Note: Overhead model layout shows boat with open under-seat storage compartments.



FM 175 Pro WT

Specifications

FM PRO WT	185	175	165
Length	18' 5"	17' 5"	16' 5"
Beam	96"	96"	82"
Bottom Width	84"	84"	70.5"
Approx. Basic Hull Weight	1,700 lb	1,446 lb	1,250 lb
Max. Weight Capacity	1,777 lb	1,622 lb	1,456 lb
Max. Person Capacity (Weight)	7 (1,115 lb)	6 (960 lb)	6 (854 lb)
Max. hp Capacity	175 hp	150 hp	90 hp
Fuel Capacity	32 gal	26 gal	26 gal

Standard Features

Acrylic dual console with full windshield / Reverse chine, V-Tech™ hull design / Locking rod and gear storage / Aerated livewells / Navigation and bow courtesy lights

Optional full enclosure



Upgraded easy-access swim platform



Moveable pedestal fishing seat





FM Pro 175 SC

FM PRO SC

| DEEP-V |

The deck of the FM Pro SC is stacked, combining premium features like a trolling motor, bow and stern aerated livewells, locking center rod storage and pedestal seat bases. The deep-V hull construction carves through turbulent water letting you go where others can't, which is why the FM Pro SC lives up to its name: "Fishing Machine."

Boats shown may include optional features.

Minn Kota™ trolling motor (optional)



Lowrance® X-4 Pro fis finder standard



FM PRO SC

| DEEP-V |

175 SC | 165 SC | 165 SC poly camo



- 1 FM Pro 175 SC
- 2 FM Pro 165 SC
- 3 FM Pro 165 SC poly camo

Note: Overhead model layout shows boat with open under-seat storage compartments.



FM Pro 165 SC poly camo
Boat shown in Reelfoot River Bottoms

Specifications

FM PRO SC	175	165
Length	17' 5"	16' 5"
Beam	96"	82"
Bottom Width	84"	70.5"
Approx. Basic Hull Weight	1,396 lb	1,200 lb
Max. Weight Capacity	1,622 lb	1,456 lb
Max. Person Capacity (Weight)	6 (960 lb)	6 (854 lb)
Max. hp Capacity	150 hp	90 hp
Fuel Capacity	26 gal	26 gal

Standard Features

Acrylic console with tinted windscreen / V-Tech™ hull design / Locking rod and gear storage / Bow and aft fishing deck aerated livewells / Painted bunk trailer w/swing tongue

Large, lockable center rod storage



19-gallon aft aerated livewell



Reliable Mercury® outboard power





FM 160 S

Boats shown may include optional features.

Fishing Machine

| DEEP-V |

For a great value and total ease of use, the Fishing Machine 160 T and 160 S models are a reliable choice. Built on the rugged, all-welded Lowe Deep-V hull, each FM is designed for a smooth, safe ride. Plus, an array of features lends maximum fishability, including convertible seating, large bow livewells, ample storage and more. Get to the fish fast thanks to Mercury outboard power, and prepare to reel in the big ones.

Ergonomic console



Large in-deck storage



Fishing Machine

| DEEP-V |

160 S | 160 T



- 1 FM 160 S
- 2 FM 160 T

Note: Overhead model layouts show boats with open under-seat storage compartments.



FM 160 T

Specifications

FM	160 S	160 T
Length	16' 1"	16' 1"
Beam	75"	75"
Bottom Width	61"	61"
Approx. Basic Hull Weight	711 lb	661 lb
Max. Weight Capacity	1,123 lb	1,123 lb
Max. Person Capacity (Weight)	5 (705 lb)	5 (705 lb)
Max. hp Capacity	50 hp	40 hp
Fuel Capacity	Portable	Portable

Standard Features

Aerated 23-gallon bow livewell / Port-side rod holder / Pedestal fishing seat with 4 bases / Large bow deck with storage / Portable gas tank

Pedestal seat and optional MinnKota trolling motor



Huge aerated bow livewell



Top-shelf Mercury power





FS 185

Boats shown may include optional features.

Fish & Ski

| DEEP-V |

Jump from lines in the water to skis out of the wake with the Fish & Ski, a boat designed to perform during any on-water activity. These action-packed 16-, 17- and 18-foot models come equipped with generous storage and amenities for both fishing and watersports. Now you don't have to choose between fish and play—the Fish & Ski delivers limitless opportunity.

Convenient conversion aft seating



Easy-access swim platform (optional)



185 | 175 | 165

Fish & Ski

| DEEP-V |



1



2



3

- 1 FS 185
- 2 FS 175
- 3 FS 165

Note: Overhead model layout shows boat with open under-seat storage compartments.



FS 165

Specifications

Fish & Ski	185	175	165
Length	18' 5"	17' 5"	16' 5"
Beam	96"	96"	82"
Bottom Width	84"	84"	70.5"
Approx. Basic Hull Weight	1,700 lb	1,446 lb	1,250 lb
Max. Weight Capacity	1,777 lb	1,622 lb	1,497 lb
Max. Person Capacity (Weight)	7 (1,115 lb)	6 (960 lb)	6 (995 lb)
Max. hp Capacity	175 hp	150 hp	90 hp
Fuel Capacity	32 gal	26 gal	26 gal

Standard Features

Fusion Marine® digital AM/FM stereo with MP3 plug-in / Moveable pedestal fishing seat with 6 bases (FS 165:5) / Aft flip-up seat/fish deck conversion bench / Bow, stern and starboard storage compartments / Aerated livewell / Rod locker

Optional removable bow cushions



Stylish embedded stereo speakers



Fusion® Marine digital AM/FM stereo





22 Bay

Boats shown may include optional features.

22 Bay

| BAY BOAT |

With its performance-tuned deep-V hull, a uniquely self-bailing cockpit and 25-inch tall full transom, the new Lowe 22 Bay keeps you safe, dry and on top of your game. Designed to handle backwater shallows and rough chop with equal finesse, the Bay comes equipped with tons of professional-grade features and ample storage in a smart, fully integrated center console layout.

Huge 30-gal. aft livewell



Bow rod/gear lockers (2)





Note: Overhead model layout shows boat with open under-seat storage compartments.



22 Bay

Specifications

Bay Boat	22
Length	22' 3"
Beam	95.5"
Bottom Width	86.25"
Approx. Basic Hull Weight	2,087 lb
Max. Weight Capacity	1,923 lb
Max. Person Capacity (Weight)	8 (1,160 lb)
Max. hp Capacity	200 hp
Fuel Capacity	41 gal

Standard Features

Leaning post w/removable cooler / Self-bailing cockpit / Locking port and starboard rod/gear lockers / Aerated aft livewell w/timer / Console baitwell / Lowrance X4 fishfinder


Comfortable flip-up aft passenger seats



Vertical console rod holders



Padded leaning post





Roughneck Series

| LOWE FISH BOATS 2014 |

Professional-grade from bow to stern, the Lowe Roughneck series is engineered for hunters and fishermen to brave any water condition, anytime. With a broad array of durable, spacious tiller, side and center console rigs, the Lowe Roughneck lineup has the perfect match for your on-water sporting needs and aspirations.





Tiller 1756

Boats shown may include optional features.

Tiller

| ROUGHNECK |

The Roughneck lineup is heavy-duty, plain and simple. Every Tiller model is constructed to commercial-grade standards, giving you an edge for duck hunting, fishing or anything you rely on your Jon boat for. Standard features include an aft pedestal seat base and extruded aluminum receiver gunnel. After a day out on the Tiller, you'll never settle for anything less.

Ample room for you and your gear



Optional carry-on fuel tank



2070 | 1860 | 1756 | 1650 | 1546



- 1 2070
- 2 1860
- 3 1756
- 4 1650
- 5 1546

Note: Overhead model layouts show boats with open under-seat storage compartments.



Tiller 1650

Specifications

Tiller	2070	1860	1756	1650	1546
Length	20'	18'	16' 10"	16'	15' 1"
Beam	96"	85"	80"	74"	70"
Bottom Width	70"	60"	56"	50"	46"
Approx. Basic Hull Weight	710 lb	601 lb	545 lb	460 lb	290 lb
Max. Weight Capacity	1,900 lb	1,600 lb	1,151 lb	1,041 lb	825 lb
Max. Person Capacity (Weight)	7 (1,000 lb)	6 (846 lb)	5 (650 lb)	4 (550 lb)	4 (500 lb)
Max. hp Capacity	75 hp	60 hp	50 hp	40 hp	25 hp
Fuel Capacity	Portable	Portable	Portable	Portable	Portable

Standard Features

Aft pedestal seat base / Receiver gunnel / SuperLock™ all-aluminum construction / Standard Deadgrass green paint / Heavy-duty transom knee base

Intuitive switch placement



Conveniently placed cleats (4)



Intuitive, responsive tiller control





1860 DLX

*Boats shown may include optional features.
Boat shown in optional Mossy Oak Shadow Grass*

DLX

| ROUGHNECK |

The DLX is a consummate workhorse. Each 1650, 1756 and 1860 Deluxe Tiller series model features dual front storage compartments, a starboard rod holder and a winged rear bench seat. The spacious front deck area and livewell, combined with the expansive floor and sidewalls of a tiller model, mean you are equipped for any job, anytime.

18-gallon aerated livewell



Winged rear bench seat



1860 DLX | 1756 DLX | 1650 DLX



- 1 1860 DLX
- 2 1756 DLX
- 3 1650 DLX

Note: Overhead model layouts show boats with open under-seat storage compartments.



1650 DLX

Specifications

	1860 DLX	1756 DLX	1650 DLX
Length	18'	16' 10"	16'
Beam	85"	80"	74"
Bottom Width	60"	56"	50"
Approx. Basic Hull Weight	778 lb	695 lb	620 lb
Max. Weight Capacity	1,659 lb	1,300 lb	1,051 lb
Max. Person Capacity (Weight)	6 (850 lb)	5 (750 lb)	4 (550 lb)
Max. hp Capacity	75 hp	60 hp	50 hp
Fuel Capacity	Portable	Portable	Portable

Standard Features

All-welded, all aluminum .100-gauge construction / Aerated 18-gallon livewell / Dual front storage compartments / Rod holder / Spacious front deck / Front pedestal seat base / Bow and stern navigation lights

Extra-rugged aluminum sidewalls




Bow deck storage compartments



Convenient 3-rod holder





1650 SC

*Boats shown may include optional features.
Boat shown in optional Reelfoot Grasslands.*

Side Console

| ROUGHNECK |

The rugged Roughneck SC series will help you step up your angling. The 1650, 1756, 1860 and 2070 SCs feature all-welded aluminum hulls in a convenient side console layout. Premium standard features include bow and stern pedestal seat bases, an aerated livewell, heavy-duty receiver gunnels and ample storage. With an SC you will always be prepared to bring your A game.

Side console shown with optional bench seat upgrade



Standard camo pedestal seat



Side Console

| ROUGHNECK |

2070 SC | 1860 SC | 1756 SC | 1650 SC



Note: Overhead model layouts show boats with open under-seat storage compartments.



Specifications

	2070 SC	1860 SC	1756 SC	1650 SC
Length	20'	18'	16' 10"	16'
Beam	96"	85"	80"	74"
Bottom Width	70"	60"	56"	50"
Approx. Basic Hull Weight	1,125 lb	970 lb	730 lb	680 lb
Max. Weight Capacity	1,862 lb	1,578 lb	1,328 lb	1,001 lb
Max. Person Capacity (Weight)	7 (1,100 lb)	7 (950 lb)	5 (700 lb)	4 (500 lb)
Max. hp Capacity	150 hp	90 hp	75 hp	60 hp
Fuel Capacity	19 gal	19 gal	19 gal	Portable

Standard Features

Side helm console w/remote outboard steering / Aerated livewell / Rod holders / Built-in fuel tank (excl. 1650) / Bow and stern decks w/pedestal seat bases / Navigation lights / All-aluminum .100-gauge construction

Mercury® outboard power (standard)



Huge forward console livewell (1650 SC)



Bench seat with storage (1650 SC shown)





1860 Tunnel

Boats shown may include optional features.

CC & Tunnel

| ROUGHNECK |

Aboard the spacious Roughneck 2070 and 1860 CCs, you will feel unstoppable as you look out from your center console seat. That's because with the Lowe commercial-grade, SuperLock all-aluminum construction you are unstoppable. And with the 1860 Tunnel model, you can skim water in the shallows, giving your prey no place to hide.

Expansive stern casting deck



Tunnel Jet excels in shallow water (1860 Tunnel)



Center Console | Tunnel

2070 CC | 1860 CC | 1860 Tunnel

| ROUGHNECK |



- 1 2070 CC
- 2 1860 CC
- 3 1860 Tunnel

Note: Overhead model layouts show boats with open under-seat storage compartments.



1860 CC

Specifications

	2070 CC	1860 CC	1860 Tunnel
Length	20'	18'	18'
Beam	96"	85"	85"
Bottom Width	70"	60"	60"
Approx. Basic Hull Weight	1,125 lb	970 lb	970 lb
Max. Weight Capacity	1,862 lb	1,578 lb	1,578 lb
Max. Person Capacity (Weight)	7 (1,100 lb)	7 (950 lb)	7 (950 lb)
Max. hp Capacity	150 hp	90 hp	90 hp
Fuel Capacity	19 gal	19 gal	19 gal

Standard Features

Center helm console w/forward fixed passenger seat / Rod holders / 23-gallon aerated livewell / 27" Transom (Tunnel) / Dual bow storage compartments / All-aluminum .100-gauge construction

A comfortable, dry ride for you and your passengers



Center console with forward fixed seat



Ergonomic console for standing or seated operation





Utility Series

| LOWE FISH BOATS 2014 |

ANGLER P.38 | RIVETED JONS P.40

For high-quality, high-value, rugged utility, you won't find a better craft than a Lowe Angler or Riveted Jon. Anglers offer tremendous bang for your buck, with tons of useable space and serious fishability. Riveted Jons offer beat-'em-up reliability so you can get as rough as you want and they'll always come back for more.



Anglers

For ultimate utility and top-notch value, look no further than the Angler series from Lowe. Every Utility-V—including the all-new, deluxe 1672 HD, 1469 HD and 1260 HD models—features superior construction backed by the Lowe Lifetime Limited Warranty. And you can count on every Angler to provide more usable space, better stability when running and fishing, and a smooth, drier ride .



1672 HD

Boats shown may include optional features.

V1667WT-V1257 | 1672HD-1260HD



Also available: Models 1469HD, 1672 HD

Specifications

Angler	1672 HD	1469 HD	1260 HD
Length	16' 4"	14' 4"	12' 4"
Beam	72"	70"	60"
Ribs	N/A	N/A	N/A
Approx. Basic Hull Weight	400 lb	380 lb	270 lb
Max. Weight Capacity	1,264 lb	1,050 lb	657 lb
Max. Person Capacity	6	5	3
Max. hp Capacity	30 hp	30 hp	20 hp
Hull Gauge	.090"	.090"	.090"

Specifications

Angler	V1667WT	V1667	V1467WT	V1467	V1457	V1257
Length	16'	16'	13' 11"	13' 11"	13' 11"	12' 1"
Beam	67"	67"	67"	67"	57"	57"
Ribs	14	14	12	12	7	5
Approx. Basic Hull Weight	440 lb	260 lb	377 lb	235 lb	144 lb	128 lb
Max. Weight Capacity	1,153 lb	1,221 lb	1,058 lb	985 lb	702 lb	602 lb
Max. Person Capacity (Weight)	5 (735 lb)	5 (735 lb)	5 (640 lb)	5 (660 lb)	4 (500 lb)	3 (400 lb)
Max. hp Capacity	30/40 hp*	30/40 hp*	25 hp	25 hp	10 hp	10 hp
Hull Gauge	.072"	.072"	.072"	.072"	.050"	.050"

* = 30 with tiller; 40 with side console

Riveted Jons

Lowe Riveted Jon boats have been serving anglers, hunters and commercial clients since 1972. Designed to work hard, they're built using only the best available materials, like marine-grade riveted aluminum alloy. Durable, stable and strong, a Lowe Jon will be in your family for many, many great boating years.



L1852MT
Boat shown with optional side console kit



L1852MT



L1652MT



L1648M



L1648

Specifications

Riveted Jons	L1852MT	L1652MT	L1648T	L1648MT	L1648M	L1648	L1448T	L1448MT
Length	17' 9"	15' 9.5"	15' 8.5"	15' 8.5"	15' 8.5"	15' 8.5"	13' 8"	13' 8"
Beam	75"	75"	70"	70"	70"	70"	70"	70"
Ribs	10	9	9	9	9	9	7	7
Approx. Basic Hull Weight	475 lb	450 lb	275 lb	275 lb	275 lb	275 lb	260 lb	260 lb
Max. Weight Capacity	1,375 lb	1,216 lb	1,014 lb	1,014 lb	1,014 lb	1,014 lb	825 lb	825 lb
Max. Person Capacity (Weight)	6 (815 lb)	5 (715 lb)	4 (555 lb)	4 (555 lb)	4 (555 lb)	4 (555 lb)	4 (500 lb)	4 (500 lb)
Max. hp Capacity	45/65 hp*	45/65 hp*	35 hp	35 hp	35 hp	35 hp	25 hp	25 hp
Hull Gauge	.072"	.072"	.072"	.072"	.072"	.072"	.072"	.072"
Available Options	S	S	T, S	T, S	T, S	T, S	T, S	T, S

Available Options


T = Tall Transom (20") S = Side Console

All specifications subject to change. Lowe Boats reserves the right to discontinue models or change specifications, materials, color or design at any time without incurring obligations. Some models are shown with optional features. All boats meet or exceed United States Coast Guard and Canadian Coast Guard regulations and National Marine Manufacturers Association certification standards.

* = 65 with side console

Riveted Jons

L1852MT - L1032



Also available: Models L1648T, L1648MT, L1448T, L1448MT

Specifications

Riveted Jons	L1448M	L1448	L1440M	L1436L	L1436	L1236	L1232	L1032
Length	13' 8"	13' 8"	14'	13' 8.5"	13' 9"	11' 9.5"	11' 8"	10'
Beam	70"	70"	59"	57"	57"	56"	48"	48"
Ribs	7	7	8	8	8	6	3	2
Approx. Basic Hull Weight	260 lb	260 lb	205 lb	145 lb	185 lb	140 lb	90 lb	80 lb
Max. Weight Capacity	825 lb	825 lb	780 lb	552 lb	675 lb	527 lb	389 lb	275 lb
Max. Person Capacity (Weight)	4 (500 lb)	4 (500 lb)	3 (455 lb)	3 (350 lb)	3 (350 lb)	3 (325 lb)	2 (295 lb)	2 (180 lb)
Max. hp Capacity	25 hp	25 hp	20 hp	15 hp	20 hp	10 hp	3.5 hp	3 hp
Hull Gauge	.072"	.072"	.064"	.050"	.064"	.050"	.050"	.050"
Available Options	T, S	T, S	—	—	—	—	—	—

Available Options

T = Tall Transom (20") S = Side Console

All specifications subject to change. Lowe Boats reserves the right to discontinue models or change specifications, materials, color or design at any time without incurring obligations. Some models are shown with optional features. All boats meet or exceed United States Coast Guard and Canadian Coast Guard regulations and National Marine Manufacturers Association certification standards.

Mod-V Features & Options

All Mod-V models are NMMA certified, all welded and feature extruded gunnels, all-aluminum transoms, stainless steel bow and stern eyes, all-stainless steel fasteners and 16-ounce marine carpet (except on ST 175 and ST 195 Poly Camo). All Stinger and Stinger HP models feature all-aluminum floors and decks, mooring cleats and bow deck non-skid mats. All Skorpion and Stryker models feature ProTrac™ mod-V hulls, rounded and formed-in keels, and TufDeck™ aluminum floor liner.



MotorGuide® trolling motor



Aerated livewell



Chrome steering wheel (HP: std. Stinger: opt.)



Recessed TM pedal (HP: std. Stinger: opt.)



Lowrance® fish finder



Flip-up console seats



Side rod storage



Swivel-Eze transom saver



Optional upgraded pedestal fishing seat

Contact your local dealer for information regarding features for specific models.

• = Standard O = Optional * = With dual aerated pumps
 † = With center storage box — = Not Available ** = Centered and cushioned
 Plug & Play Instruments Key: TC=Tach, SP=Speed, FL=Fuel, TR=Trim, VT=Volt

| Mod-V 2014 Lineup |

	Stinger 18HP	Stinger 17HP	ST 195	ST 195 Poly Camo	ST 195 DC	ST 175 Poly Camo	ST 175	Stryker 17	Stryker 16	Stryker SS	Skorpion
Construction											
Heavy-duty extruded 1-piece keel	—	—	•	•	•	•	•	—	—	—	—
Rounded, formed-in running strakes	—	—	•	•	•	•	•	—	—	—	—
High-performance pad hull	•	•	—	—	—	—	—	—	—	—	—
All-aluminum welded grid stringer system	•	•	—	—	—	•	—	—	—	—	—
Extruded, extra-strength ribs	•	•	—	—	•	•	—	—	—	—	—
Rough Liner™ spray-in flooring	—	—	—	—	—	•	—	—	—	—	—
Built-in fuel tank	•	•	•	•	•	•	•	•	—	—	—
Compartment for portable fuel tank	—	—	—	—	—	—	—	•	•	•	•
Pedestal seat bases	2	2	4	4	4	4	4	4	4	—	2
Bow fishing dec	•	•	•	•	•	•	•	•	•	—	•
Stern fishing dec	•	•	•	•	•	•	•	•	•	—	•
Transom saver	O	O	O	O	O	O	O	O	O	O	O
Transom riser	O	O	O	O	O	O	O	O	O	O	O
Mooring cover	O	O	O	O	O	O	O	O	O	O	O
Seating											
Passenger/driver seats	1/1	1/1	1/1	1/1	1/1	•	1/1	1/1	1/1	—	1/1
Passenger grab handle	•	•	•	•	•	•	•	—	—	—	—
Center seat	•	•	•	•	•	•	•	•	—	—	—
Full camo bench seat	—	—	—	—	—	—	—	—	—	—	—
Folding fishing seats	—	—	—	—	—	2	—	—	—	—	—
Pedestal fishing seat	2	2	2	2	2	2	2	2	2	2	2
Pro Pole fishing seat	O	O	O	O	O	O	O	—	—	—	—
Console & Electrical											
Acrylic console	•	•	•	•	•	•	•	•	•	—	—
Rotomolded console	—	—	—	—	—	—	—	—	—	—	•
Plug & play instrumentation	VT, TC, SP, FL, TR	VT, TC, SP, FL, TR	TC, SP, FL, TR	TC, SP, FL, TR	TC, SP, FL, TR	TC, SP, FL, TR	TC, SP, FL, TR	TC, SP, FL	—	—	—
Switch panel	•	•	•	•	•	•	•	•	•	•	•
12V receptacle/12V accessory wiring to bow	•	•	•	•	•	•	•	•	•	•	•
Navigation lights w/bow courtesy light	•	•	•	•	•	•	•	•	•	•	•
Bilge pump & aerator pump	•	•	•	•	•	•	•	•	•	•	•
Hydraulic tilt steering	O	—	O	O	O	—	—	—	—	—	—
Tilt steering	O	O	O	O	O	O	O	—	—	—	—
Chrome steering wheel	•	•	—	—	•	—	—	—	—	—	—
Digital trolling motor	O	O	O	O	O	O	O	—	—	—	—
Dual bank battery charger	O	O	O	O	O	O	O	O	O	O	O
Fishing & Storage											
MotorGuide® trolling motor	•	•	•	•	•	•	•	•	•	•	•
Trolling motor harness (12/24V, 8-gauge wire)	•	•	•	•	•	•	•	•	•	•	•
Lowrance® fish finder	•	•	•	•	•	•	•	•	•	•	•
Aerated livewell(s)	2*	2*	2	2	2	2	2	2	2	1**	1
Baitwell(s)	—	—	2	2	2	1	1	2	2	1	1
Rod locker(s)	2	1	2†	2†	2	—	1	—	—	2	—
Port rod holders w/organizer for 4 rods	—	—	—	—	—	—	—	•	•	—	•
Stern battery storage	—	—	•	•	•	•	2	—	—	—	—
Stern storage box(es)	—	—	2	2	•	2	•	—	—	—	1
Under-seat storage	•	•	•	•	•	•	2	•	•	•	•
Rear tackle organizers	—	—	—	—	—	—	•	—	—	—	—
Bow storage	•	•	•	•	•	•	•	—	—	—	—
Step cooler	•	•	—	—	—	—	—	—	—	—	—
Trailer											
Painted bunk trailer w/swing tongue	•	•	•	•	•	•	•	•	•	•	•
Galvanized trailer w/swing tongue	O	O	O	O	O	O	O	O	O	O	O
Galvanized trailer w/swing tongue & vinyl bunks	O	O	O	O	O	O	O	O	O	O	O
Spare tire	O	O	O	O	O	O	O	O	O	O	O


NOTE: These are just some of the features and options available. Please see www.loveboats.com for more information. Every effort was made to ensure that this information was accurate at the time of printing. Lowe Boats assumes no responsibilities for errors in type or in print.

Deep-V Features & Options

All Deep-V models are NMMA certified and feature all-welded construction, stainless steel bow and stern eyes, extruded gunnels, a full-length heavy-duty extruded keel, and IronClad™ pressure-treated plywood decks. All are backed by our Lifetime Limited Warranty. Few boats measure up to this level of construction, performance and fishability.



Swim platform option (FM and FS)



Flip-down aft conversion seating (FM: opt.)



Optional removable bow cushions



Cup holders and storage tray



Bow aerated livewell



Bow, stern and starboard storage



Lowrance® fish finder (optional Mark 5X Pro Upgrade shown)



Premium built-in speakers (FS: std. FM: opt.)



Huge center rod storage

Contact your local dealer for information regarding features for specific models.

• = Standard — = Not Available

Plug & Play Instruments Key: TC=Tach, SP=Speed, FL=Fuel, TR=Trim, VT=Volt

| Deep-V 2014 Lineup |

	FM Pro 185 WT	FM Pro 175 WT	FM Pro 165 WT	FM Pro 175 SC	FM Pro 165 SC	FM 160 S	FM 160 T	FS 185	FS 175	FS 165	Bay 22
Construction											
Full-length HD extruded keel	•	•	•	•	•	—	—	•	•	•	•
Reverse chine hull design	•	•	•	•	•	—	—	•	•	•	•
All-welded construction	•	•	•	•	•	•	•	•	•	•	•
Pressure treated plywood	•	•	•	•	•	•	•	•	•	•	•
Stretch-form extruded gunnel	•	•	—	•	—	—	—	•	•	—	—
Extruded gunnel	—	—	•	—	•	•	•	—	—	•	•
Bow fishing dec	•	•	•	•	•	•	•	•	•	•	•
Aft fishing dec	•	•	•	•	•	—	—	•	•	•	•
Transom power bar	•	•	•	•	•	—	—	•	•	•	•
Marine carpet	16 oz	16 oz	16 oz	16 oz	16 oz	16 oz	16 oz	16 oz	16 oz	16 oz	—
Mooring cleats	4	4	4	4	4	4	4	4	4	4	4
S.S. bow and stern eyes	•	•	•	•	•	•	•	•	•	•	•
Cup holders	4	4	4	3	4	—	—	6	6	6	4
Seating											
# of seats included	2	2	2	2	2	—	—	4	4	4	2
Helm seat w/slider	•	•	•	•	•	—	—	•	•	•	—
Cockpit seat bases	4	4	4	4	4	—	—	4	4	3	—
Pedestal seat bases	•	•	•	•	•	4	4	•	•	•	•
Rear bench seat conversion	—	—	—	—	—	—	—	•	•	•	•
Driver's seat	—	—	—	—	—	•	•	—	—	—	—
Pedestal fishing seats	—	—	—	—	—	1	1	—	—	—	2
Console & Electrical											
Acrylic console	•	•	•	•	•	—	—	•	•	•	Fiberglass
Tinted windscreen	—	—	—	•	•	—	—	—	—	—	—
Full windshield	•	•	•	—	—	—	—	•	•	•	•
Plug & play instrumentation	TC, SP, FL, TR	TC, SP, FL, TR	TC, SP, FL, TR	TC, SP, FL, TR	TC, SP, FL, TR	—	—	TC, SP, FL, TR	TC, SP, FL, TR	TC, SP, FL, TR	TC, SP, FL, TR
12V receptacle	•	•	•	•	•	—	—	•	•	•	•
Navigation lights	—	—	—	—	—	•	•	—	—	—	•
Navigation lights w/bow courtesy light	•	•	•	•	•	—	—	•	•	•	—
Bilge pump	•	•	•	•	•	•	•	•	•	•	2
Anti-feedback steering 4:1	•	•	•	•	•	—	—	•	•	•	•
Console w/steering wheel	—	—	—	—	—	•	—	—	—	—	•
Control panel w/switches	—	—	—	—	—	•	•	—	—	—	—
W55 MG Wireless (60"/55#/12V)	•	•	—	•	—	—	—	—	—	—	—
Fusion Marine RA50 AM/FM stereo	—	—	—	—	—	—	—	•	•	•	—
Horn	•	•	•	•	•	•	•	•	•	•	•
Fishing & Storage											
FW46 MotorGuide® (50"/46#/12V)	—	—	•	—	•	—	—	—	—	—	•
Lowrance® fish finder	•	•	•	•	•	•	—	—	—	—	•
Aerated livewell(s)	—	—	—	—	—	23 gal	23 gal	—	—	—	30 gal
Bow livewell	23 gal	23 gal	20 gal	23 gal	20 gal	—	—	—	—	—	13 gal
Aft livewell	19 gal	19 gal	19 gal	19 gal	19 gal	—	—	19 gal	19 gal	12 gal	30 gal
Locking center rod locker w/tubes (6'6")	3	3	4	3	4	—	—	—	—	—	—
Locking center rod locker w/tubes (7')	4	4	2	4	2	—	—	—	—	—	—
Port rod locker (7')	•	•	•	•	•	•	•	•	•	•	—
Starboard storage	•	•	•	•	•	—	—	•	•	•	•
Bow storage	—	—	—	—	—	•	•	—	—	—	•
Bulkhead storage-open	•	•	•	•	•	•	•	•	•	•	—
Front & rear deck storage	•	•	•	•	•	—	—	•	•	•	•
In-floor storage	—	—	—	—	—	—	—	•	•	—	•
Under deck storage w/floor trim piece	—	—	—	•	•	—	—	—	—	—	—
Locking glove box	•	•	•	—	—	—	—	•	•	•	•

NOTE: These are just some of the features and options available. Please see www.loveboats.com for more information. Every effort was made to ensure that this information was accurate at the time of printing. Lowe Boats assumes no responsibilities for errors in type or in print.

Roughneck Features & Options

All Roughnecks are NMMA certified, all welded and come with heavy-duty aluminum TufDeck™ floors and decks. All Roughnecks are built with aluminum transoms, transom drain plugs, pressed-in cross rib construction, heavy-duty receiver gunnels and transom knee braces.



Portable fuel storage



Pedestal fishing seat



Camo seat assembly



Optional camo bench seating (SC models)



Aerated livewell



Gunnel accessory attachment



Optional MotorGuide® trolling motor



Alternate livewell configuration (1650 SC)



Side rod locker

Contact your local dealer for information regarding features for specific models.

• = Standard O = Optional
 F = Included in Fish Package
 — = Not Available E = Electric


| Roughneck 2014 Lineup |

	2070 Tiller	1860 Tiller	1756 Tiller	1650 Tiller	1546 Tiller	1860 DLX	1756 DLX	1650 DLX	2070 SC	1860 SC	1756 SC	1650 SC	2070 CC	1860 CC	1860 Tunnel
Construction															
Bow deck w/pin pedestal base & storage	—	—	—	—	—	•	•	•	•	•	•	•	•	•	•
Stern deck w/pin pedestal base	—	—	—	—	—	—	—	—	•	•	•	•	•	•	•
Low casting deck	—	—	—	—	—	—	—	—	—	—	—	—	—	—	—
Rear pedestal base	•	•	•	•	•	—	—	—	•	•	•	•	•	•	•
Built-in fuel tank	—	—	—	—	—	—	—	—	•	•	•	—	•	•	•
Fuel gauge	—	—	—	—	—	—	—	—	•	•	•	—	•	•	•
4 cleats	•	•	•	•	•	•	•	•	•	•	•	•	•	•	•
Rough Liner™ spray-in floor line	O	O	O	O	O	O	O	O	O	O	O	O	O	O	O
Transducer bracket	O	O	O	O	O	O	O	O	O	O	O	O	O	O	O
Transom saver	O	O	O	O	O	O	O	O	O	O	O	O	O	O	O
Jet modification (remove partial center strake)	O	O	O	O	O	O	O	O	O	O	O	O	O	O	•
Seating															
2 seats (driver & passenger)	—	—	—	—	—	—	—	—	•	•	•	•	—	—	•
Bench padded driver's seat	—	—	—	—	—	—	—	—	—	—	—	—	•	•	—
2-across seating w/storage boxes	—	—	—	—	—	—	—	—	—	—	—	—	—	—	—
Pedestal fishing seat	F	F	F	F	F	O	O	O	O	O	O	O	O	O	O
Folding seat assembly	—	—	—	—	—	—	—	—	—	—	—	—	—	—	—
Console & Electrical															
Center console w/recessed switches & windscreen	—	—	—	—	—	—	—	—	—	—	—	—	•	•	•
Side console w/steering & windshield	—	—	—	—	—	—	—	—	—	—	—	—	—	—	—
Side console w/recessed switches	—	—	—	—	—	—	—	—	•	•	•	•	—	—	—
Side console w/steering cable & motor pre-rig	O	O	O	O	O	—	—	—	—	—	—	—	—	—	—
Gauges (tach, fuel, speed & trim)	—	—	—	—	—	—	—	—	—	—	—	—	—	—	—
12V power outlet	—	—	—	—	—	—	—	—	—	—	—	—	—	—	—
Dual bank battery charger	—	—	—	—	—	—	—	—	O	O	O	O	O	O	O
Navigation lighting	F	F	F	F	F	•	•	•	•	•	•	•	•	•	•
Removable anchor light	—	—	—	—	—	—	—	—	—	—	—	—	—	—	—
Bilge pump	F	F	F	F	F	•	•	•	•	•	•	•	•	•	•
Fishing & Storage															
MotorGuide® trolling motor	O	O	O	O	O	O	O	O	O	O	O	O	O	O	O
Trolling motor harness	F	F	F	F	F	F	F	F	•	•	•	•	•	•	•
Lowrance® fish finder	—	—	—	—	—	—	—	—	—	—	—	—	—	—	—
Aerated livewell	—	—	—	—	—	•	•	•	•	•	•	•	•	•	•
Rod holders	—	—	—	—	—	•	•	•	•	•	•	•	•	•	•
Front tackle organizer	—	—	—	—	—	—	—	—	•	—	—	—	•	•	—
Removable rear storage box	—	—	—	—	—	—	—	—	—	—	—	—	—	—	—
Lock Track shotgun shell holder	—	—	—	—	—	—	—	—	—	—	—	—	—	—	—
Lock Track tree clamp	—	—	—	—	—	—	—	—	—	—	—	—	—	—	—
Universal port gun/rod storage box	—	—	—	—	—	O	O	O	O	O	O	O	—	—	—
Battery tray	F	F	F	F	F	F	F	F	—	—	—	—	—	—	—
Trailer															
Painted bunk trailer w/swing tongue	O	O	O	O	O	O	O	O	•	•	•	•	•	•	O
Galvanized bunk trailer w/swing tongue	O	O	O	O	O	O	O	O	O	O	O	O	O	O	O
Galvanized bunk trailer w/swing tongue & vinyl bunks	O	O	O	O	O	O	O	O	O	O	O	O	O	O	O
Spare tire	O	O	O	O	O	O	O	O	O	O	O	O	O	O	O


NOTE: These are just some of the features and options available. Please see www.loveboats.com for more information. Every effort was made to ensure that this information was accurate at the time of printing. Lowe Boats assumes no responsibilities for errors in type or in print.

Color Options


Mod-V Choose from an array of hull color options to personalize your Mod-V model.



Hull Colors: ① Blue Flame ② Bay ③ Red ④ Black ⑤ Silver ⑥ White




Camo Hull Colors: ① Reelfoot Grassland ② Reelfoot River Bottom ③ Mossy Oak Break-Up ④ Mossy Oak Shadow Grass




Flooring: ① Carpet - Charcoal


Deep-V Choose from an array of hull color options to personalize your Deep-V model.



Hull Colors: ① Blue Flame ② Bay ③ Red ④ Black ⑤ Silver ⑥ White




Camo Hull Colors (FM 165 Poly Camo only): ① Reelfoot Grassland ② Reelfoot River Bottom ③ Mossy Oak Break-Up ④ Mossy Oak Shadow Grass



Flooring: ① Carpet - Charcoal ② Vinyl - Graphite

Roughneck Choose from an array of hull color options to personalize your Roughneck model.



Camo Hull Colors: ① Reelfoot Grassland ② Reelfoot River Bottom ③ Mossy Oak Break-Up ④ Mossy Oak Shadow Grass ⑤ Deadgrass



Boat shown in white with optional half-wrap

Deep-V Enclosure Options



Proven versatility means that Lowe boats are equipped to handle a host of water conditions, because a little chop or wind isn't going to stop you from chasing down a trophy. However, rain or spray can be distracting while underway or in moments of pinpoint maneuvering when you're in pursuit of the next big catch. Lowe offers a Deep-V enclosure option for extra on-water protection so that you can always focus on the task at hand. Now staying dry and keeping your cool takes on a whole new meaning.



NOTHING LIKE HOOKING THE RIGHT INSURANCE. Being out on the water. It's just one of the things that make the great outdoors great. And with our Outdoorsmen Insurance[®], we'll cover your boat, your rod and anything else you need to reel in that 8-lb largemouth. The reeling part? Well, that's up to you.

OUTDOORSMEN INSURANCE / PICKUPS / SUVs / CAMPERS / ATVs / BOATS

PROGRESSIVE.COM/OUTDOORSMEN

PROGRESSIVE[®]